

CHAMBERLAIN®
merlin
 more than magic



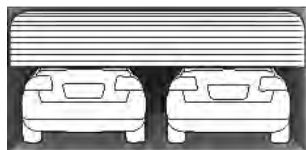
MR1000

The Classic Performer

Powerful AC roller door opener

A proven performer, robust in construction, suitable for older or heavy spring balanced residential doors up to 16.5m². The MR1000 sets a new safety standard for AC roller door openers, now featuring improved auto force detection and force reversal.

DOOR TYPES: for single and double rolling garage doors up to 16.5m²



Double Roller



Single Roller

KEY BENEFITS:

Accessories Included

This opener features two handheld mini transmitters and a wireless wall button. Illustrations are provided in the 'Kit Contents' section. See the reverse page for some optional accessories.

Auto-close

Automatically closes door after a pre-determined delay time. Requires installation of IR Beams.

12V 100mA Accessory Output

Allows easy installation of wired accessory devices directly to the openers power supply terminals.

Courtesy lighting

40 Watt light illuminates your garage when the opener is activated.

Standard Merlin safety features

Automatic Safety Reverse

With its automatic safety function your garage door will stop and reverse automatically if obstructed going down or stop if obstructed going up. Your door can also be stopped and locked at any height for ventilation.

Automatic Force Sensing

Equipped with automatic force sensing, with each operation the garage door opener monitors and adjusts the force needed to open your garage door.

Manual Release

In case of power failure you can simply activate the manual release to open your garage door.

Warranty

The MR1000 comes with a two year general warranty and a five year warranty on the motor. Unlimited operations for domestic use applications.

KIT CONTENTS:



1 x Powerhead



2 x Three channel key ring mini-transmitters C945



Wireless wall button CM128



1 x Weight bar

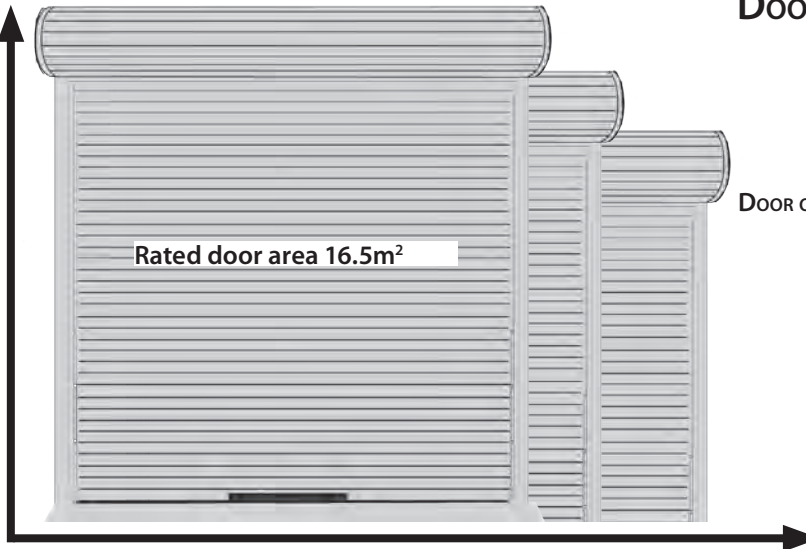
SPECIFICATIONS:

- 240V AC motor with thermal overload protection
- Input voltage: 240V AC
- Rated door area 16.5m²
- Maximum door height 3.0m
- Pulling force: 700N
- 12V 100mA accessory output
- 433.92 MHz AM radio with Chamberlain Peak Detect™ rolling code technology
- Up to 64 memory registers
- Garage illumination: 240V/ Max. 40 Watt E27



Door height

3.0m
2.4m
2.1m

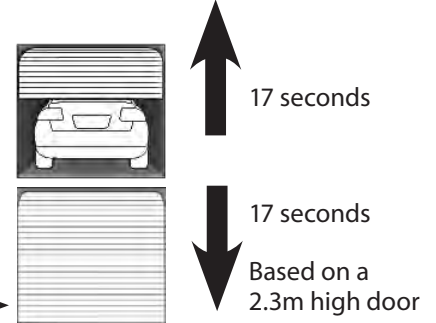


Door width 5.5m 6.5m 7.5m

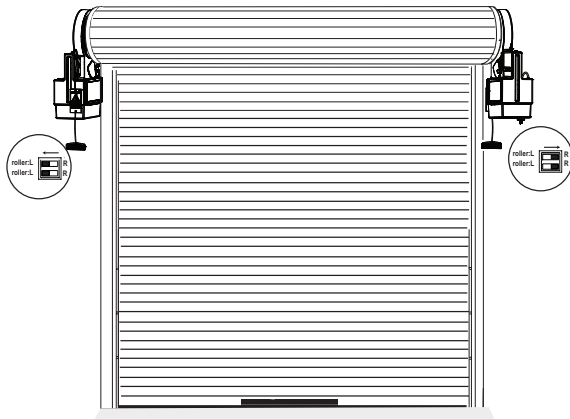
DOOR SPECIFICATIONS:

- Maximum lifting under spring tension - 20 Kgs
- Suitable for steel spring balanced doors only.
- Maximum lifting height 3.0m

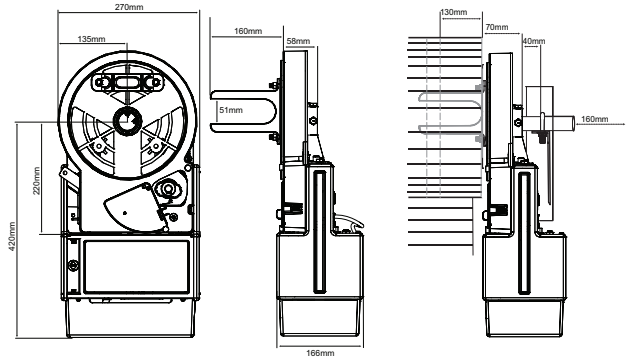
DOOR OPENING AND CLOSING TIMES



TYPICAL INSTALLATION



Side room measurements



OPTIONAL ACCESSORIES



Motion detecting control panel.
C198



Wall or visor mounted single channel transmitter.
C940



4 channel mini-transmitter.
CM844



Fingerprint keyless entry pad.
C379



Wireless Keypad.
C840

...more than magic

Merlin is one of a group of brand names owned and managed by the Chamberlain Group, the world's largest manufacturer of garage door openers.

As a manufacturer of some of the world's most reliable and efficient products in our market, we are determined to build on our reputation as the industry leader by exceeding our customer's expectations, providing exceptional products and services.

Our preoccupation with quality not only applies to manufacturing. We insist on high performance standards in every aspect of our business, placing quality at the forefront of everything we do in the understanding that each of us is accountable for ensuring we achieve our quality objectives.

CHAMBERLAIN®

The Spirit of Automation

Chamberlain ANZ

Australia: T: 1800 638 234 F: 1800 888 121

New Zealand: T: 0800 653 667 F: 0800 653 663

E: sales@chamberlainanz.com

W: chamberlainanz.com

© 2010 The Chamberlain Group, Inc.

M0210R003

Specifications are subject to change without prior notice.

